

Coronavirus research before 2020 is more relevant than ever, especially when interpreted for COVID-19

Item Type	Journal article
Authors	Thelwall, Michael
Citation	Thelwall, M. (2020) Coronavirus research before 2020 is more relevant than ever, especially when interpreted for COVID-19, Quantitative Science Studies 2020; 1 (4): 1381–1395. doi: https://doi.org/10.1162/qss_a_00083
DOI	10.1162/qss_a_00083
Publisher	MIT Press
Journal	Quantitative Science Studies
Download date	2026-04-16 23:03:24
License	https://creativecommons.org/licenses/by/4.0/
Link to Item	http://hdl.handle.net/2436/623503



Coronavirus research before 2020 is more relevant than ever, especially when interpreted for COVID-19

Mike Thelwall 

Statistical Cybermetrics Research Group, University of Wolverhampton, UK

Keywords: altmetrics, COVID-19, Mendeley, MERS, readers, SARS

ABSTRACT

The speed with which biomedical specialists were able to identify and characterize COVID-19 was partly due to prior research with other coronaviruses. Early epidemiological comparisons with Severe Acute Respiratory Syndrome (SARS) and Middle East Respiratory Syndrome (MERS), also made it easier to predict COVID-19's likely spread and lethality. This article assesses whether academic interest in prior coronavirus research has translated into interest in the primary source material, using Mendeley reader counts for early academic impact evidence. The results confirm that SARS and MERS research in 2008–2017 experienced anomalously high increases in Mendeley readers in April–May 2020. Nevertheless, studies learning COVID-19 lessons from SARS and MERS or using them as a benchmark for COVID-19 have generated much more academic interest than primary studies of SARS or MERS. Thus, research that interprets prior relevant research for new diseases when they are discovered seems to be particularly important to help researchers to understand its implications in the new context.

1. INTRODUCTION

COVID-19 was first recognized because scientists already knew about coronaviruses: their shape and how to test for them. Their origins were also already known (zoonotic with specific animal carriers). Moreover, an understanding of virus mutations had led to an expectation that new coronaviruses could emerge and that their virulence could differ from those already found. Thus, while the virulence of COVID-19 and timing of its occurrence could not be predicted in advance, its emergence was a recognized possibility.

In addition, prior coronavirus research had identified a set of symptoms from previous outbreaks, tested a range of treatments, experimented with vaccines, and implemented preventative measures. Thus, biomedical and public health investigations of COVID-19 had a body of prior research to draw upon. Assessing the extent to which COVID-19 differs from prior diseases might help speed new biomedical and public health research, for example. This is made explicit in some papers, such as “Repurposing antivirals as potential treatments for SARS-CoV-2: From SARS to COVID-19” (Gómez-Ríos, López-Agudelo, & Ramírez-Malule, 2020). It seems likely that this is a general trend, so older coronavirus research will be attracting substantial new attention in 2020, but evidence is needed to confirm this. There are currently three known coronavirus

an open access  journal

Citation: Thelwall, M. (2020). Coronavirus research before 2020 is more relevant than ever, especially when interpreted for COVID-19. *Quantitative Science Studies*, 1(4), 1381–1395. https://doi.org/10.1162/qss_a_00083

DOI: https://doi.org/10.1162/qss_a_00083

Received: 6 June 2020
Accepted: 23 July 2020

Corresponding Author:
Mike Thelwall
m.thelwall@wlv.ac.uk

Handling Editor:
Ludo Waltman

Copyright: © 2020 Mike Thelwall.
Published under a Creative Commons
Attribution 4.0 International (CC BY 4.0)
license.



diseases that can have a serious impact on humans. Other coronaviruses are mild in humans or only infect some species of animals.

- **SARS** (Severe Acute Respiratory Syndrome) is caused by the coronavirus SARS-CoV (also known as *SARS-CoV-1*, *SARSr-CoV*). It was first identified in 2003, and there has been no outbreak since then. 8,437 people have been reported infected, with an 11% death rate (https://www.who.int/csr/sars/country/2003_07_11/en/).
- **MERS** (Middle East Respiratory Syndrome) is caused by the MERS coronavirus MERS-CoV. It was first identified in Saudi Arabia in 2012 and, by January 2020, 2,500 people had been reported infected, with a 35% death rate (<http://www.emro.who.int/health-topics/mers-cov/mers-outbreaks.html>).
- **COVID-19** is caused by the coronavirus SARS-CoV-2 and emerged in December 2019. At the time of writing, it had infected many more people than the previous two coronaviruses, was more infectious for human-to-human transmission, and had a lower death rate but much higher death toll. It has previously been called *2019-nCoV* and *2019/2020 novel coronavirus*.

Despite the above-mentioned likelihood of prior coronavirus research being more useful in 2020, there is no evidence yet to check whether interest in research specific to SARS and MERS has increased due to COVID-19. A positive result—even though highly expected—would empirically validate the importance of ongoing research into diseases related to potential pandemics (e.g., coronaviruses, ebolaviruses, Flaviviridae viruses). This article addresses this issue and compares the current academic impact of COVID-19 research with prior coronavirus research to assess their current relative importance. It is not clear whether older coronavirus research would be more impactful. This seems possible because it may be more foundational and of higher quality due to more time to plan and execute. Conversely, research about COVID-19 may be more relevant to the 2020 pandemic. The focus here is on scholarly impact (i.e., citations from future research, or Mendeley readers as a proxy for this) rather than societal impact. In the special case of COVID-19 it is not yet clear whether scholarly impact would be a good indicator of societal impact, especially in the form of treatments, vaccines, or epidemiology. The research questions are as follows.

- RQ1: Does SARS and MERS research from before 2020 have more scholarly impact in 2020 than expected for its age?
- RQ2: Does SARS and MERS research from before 2020 have more scholarly impact in mid-2020 than early 2020 COVID-19 research?

2. BACKGROUND: BIBLIOMETRIC STUDIES OF CORONAVIRUSES

Some bibliometric studies have investigated the influence of coronavirus research, mostly characterizing the number and type of publications indexed in relevant scholarly databases. As coronaviruses have many variants and could be the primary focus of a paper or less central to a research project, each study has operationalized its sample in different ways and there is no single agreed method. All seem to have been produced in 2020 in the context of COVID-19.

A range of studies have shown that there is a rapid rate of COVID-19 research publishing and that both MERS and SARS are relevant to this emerging set. In detail, and discussed chronologically, the specific findings are as follows. One study found 8,732 articles and 1,028 reviews with the title term “coronavirus” by February 9, 2020 in the Web of Science (WoS). The *Journal of Virology* (9%) was the single most common source and both SARS and MERS were identified

as relevant keywords (Tao, Zhou, et al., 2020). By February 29, 2020, 183 publications matching the query “COVID-19” were indexed in PubMed, a third of which reported original research (Lou, Tian, et al., 2020). In PubMed and the World Health Organization (WHO) COVID-19 research database, there had been 564 observational or interventional investigations about COVID-19 by March 18, 2020 (Chahrour, Assi, et al., 2020). An investigation of WoS publications matching a set of COVID-19 queries on April 1, 2020 found keywords related to both MERS and SARS to be associated, suggesting that early research had often made connections with the two prior diseases (Hossain, 2020). By April 7, the COVID-19 coverage of a range of scholarly databases had been expanding at an increasing rate since January 2020 (Torres-Salinas, 2020). On April 9, 12,109 papers had been indexed by Scopus matching the query “coronavirus*”, with sudden increases associated with each of SARS, MERS, and COVID-19 (Haghani, Bliemer, et al., 2020; see also Danesh & GhaviDel, 2020). A collection of 2,958 articles and 2,797 preprints from Scopus, arXiv, bioRxiv, and medRxiv by April 23, 2020 was created by a set of inclusive queries, with unspecified manual checking afterwards (Latif, Usman, et al., 2020). Topic modeling applied to this data set extracted sets of 10 topics for different slices of the data, but none included SARS or MERS. Scopus queries for “COVID-19” in titles, abstracts, or keywords 2 days later (April 25) found 3,513 documents and a keyword-based topic visualization included MERS (Hamidah, Sriyono, & Hudha, 2020). Also on April 25, the number of COVID-19 documents indexed by PubMed was experiencing exponential-like growth (Kambhampati, Vaishya, & Vaish, 2020). A similar investigation with a wider range of queries found both SARS and MERS represented in a topic map (Dehghanbanadaki, Seif, et al., 2020).

One prior bibliometric study has compared SARS, MERS, and COVID-19 papers until March 25, 2020. Similar document types were published for each disease, both SARS and MERS research volume had decreased over time, and COVID-19 research was more cited (higher field normalized citation counts). This paper adopted an inclusive search strategy, finding 7,272 SARS documents and 2,199 MERS documents (Hu, Chen, et al., 2020). Thus, this analysis may be dominated by studies that are related to the three diseases without being primarily about them.

Some research has compared bibliometric trends for a variety of diseases, including coronaviruses. A comparison of SARS, MERS, Avian Flu, Ebola, HIV/AIDS, Hepatitis B & C, Flu, and Swine Flu found that short-lasting epidemics were uniquely associated with rapid increases and declines in both publication volumes and citation rates around the critical years (Kagan, Moran-Gilad, & Fire, 2020). Another study compared COVID-19 with SARS, Ebola, Avian Flu (H1N1), and Zika publications in WoS by April 9, 2020 (adding papers from PubMed and the Chinese National Knowledge Infrastructure for COVID-19). It found that all four prior epidemics were associated with rapid increases in publication volumes, with slower declines. Research into all diseases covered a wide range of subject areas (Zhang, Zhao, et al., 2020).

3. METHODS

The research design was to gather studies about coronaviruses from before 2020 and compare their scholarly impact (as reflected by their Mendeley reader counts) with that of studies published in 2020. There is a large curated relevant data set: the COVID-19 Open Research Dataset (CORD-19), which is a collection of papers designed for data mining and scientometrics, but takes a broad approach by including many publications not primarily about coronaviruses (Colavizza, Costas, et al., 2020). This was not used because of its broad remit. The scholarly database Dimensions was chosen in preference to WoS, PubMed, or Scopus for its rapid indexing of academic documents and wider coverage of COVID-19 than other scholarly indexes (Torres-Salinas, 2020; Kousha & Thelwall, 2020). For the basic sample, Dimensions was searched for

documents matching “coronavirus” weekly from March 21, 2020 to May 30, 2020, using the query below. This single term was chosen, rather than a set of coronavirus-related keywords and phrases, to give a narrow focus on the virus. The earliest result was from 2008, which seems to be an API limitation, because the web version has results from 1950.

search publications for “coronavirus” return publications [basics + extras]

Mendeley was queried for each document matching the above query to count the number of registered readers of the document. Reader counts were checked each week, immediately after the Dimensions queries. Mendeley readers have moderate or strong correlations with citation counts in all or almost all academic fields (Thelwall, 2017b) and recent scholarly articles usually have at least one Mendeley reader (Zahedi, Costas, & Wouters, 2014). Early Mendeley reader counts have a high correlation with later Scopus citation counts (Thelwall, 2018) but appear about a year before them (Maflahi & Thelwall, 2018; Thelwall, 2017a), so they are preferable to citation counts as an indicator of early scholarly impact. This is also true for COVID-19 research (Kousha & Thelwall, 2020). Most people registering documents in Mendeley are academics or PhD students, although there are also some master’s students, librarians, and other professionals (Mohammadi, Thelwall, et al., 2015). People usually register an article in Mendeley because they have read it or intend to read it (Mohammadi, Thelwall, & Kousha, 2016), so all evidence points to it being a citation-like academic impact indicator, with a small element of educational impact. Mendeley is not ideal for comparing reader counts for articles published in different years (for RQ1) because the expansion or contraction of its user base can influence the reader counts for papers. This is especially true because articles are often added to users’ Mendeley libraries shortly after they are published, so older articles are less likely to attract Mendeley readers. Nevertheless, although Mendeley launched in 2008, an analysis in 2014 found that average reader counts were close to the subject maximum for articles published in 2009 (Thelwall & Sud, 2016), suggesting that it is reasonable to use Mendeley reader counts for this year as a scholarly impact indicator. Comparisons of reader counts between years therefore seem reasonable from 2009 onwards, although they are not precise due to unknown changes in the Mendeley user base since then. The same would be true for citations, as citation counts from any database depend on the number of journals indexed and the size of those journals.

Mendeley documents were searched for using an author/title query and a separate DOI query, with the results combined to identify readers of all variants of a document in Mendeley (Zahedi, Hausteine, & Bowman, 2014). The Mendeley reader counts were not field normalized because the documents fit within a relatively narrow topic and trends over time are clearer with the raw reader count data. Articles not in Mendeley by March 21, 2020 were discarded to focus on research published by that date (the data collection start). Including later articles would dilute the results through new articles with few readers when first published.

Four subsets were extracted to identify the influence of different types of research. The first three sets of documents were based on the inclusion of a human coronavirus-related keyword in the title. Documents mentioning a keyword in the abstract rather than the title were excluded because they are less likely to focus on coronaviruses. For example, an abstract might mention coronaviruses as a potential application of a technique or a motivation, or as part of a related study (e.g., “Feline infectious peritonitis as a systemic inflammatory disease: Contribution of liver and heart to the pathogenesis” mentions in its abstract that the disease examined is induced by a feline coronavirus, but the article is of little relevance to coronavirus research). Many papers in the complete set of matches of the original Dimensions coronavirus query were about other

viruses or about viruses in general, but mentioned coronaviruses as an example or as part of a list (e.g., “Fighting misconceptions to improve compliance with influenza vaccination among health care workers”). The fourth subset encapsulated any mention of coronaviruses generally or a specific human coronavirus in article titles. Although an article can be about these topics without containing a disease or virus name in the title, for example by being published before a formal name was assigned (e.g., “A pneumonia outbreak associated with a new coronavirus of probable bat origin”), or research targeting an aspect of the disease without needing to specify it (e.g., “The psychological impact of quarantine and how to reduce it: Rapid review of the evidence” and “First respiratory transmitted food borne outbreak?” from 2020), this method seemed to be effective at eliminating peripherally relevant papers.

- **SARS:** Journal articles with “SARS”, “SARSr-CoV”, “SARS-CoV-1”, or “SARS-CoV”, or “Severe Acute Respiratory Syndrome” in their titles. The results from 2020 were manually checked to remove false matches that were mentions of COVID-19 before it had been named.
- **MERS:** Journal articles with “MERS”, “MERS-CoV”, or “Middle East Respiratory Syndrome” in their titles.
- **COVID-19:** Journal articles containing “COVID-19”, “COVID19”, “COVID2019”, “SARS-CoV-2”, “2019-nCoV”, “2019 coronavirus”, “coronavirus disease 2019”, or “Wuhan”, in their titles. The inclusion of “Wuhan” did not generate false matches because the original data set was captured with a coronavirus query.
- **Coronavirus:** Journal articles containing any of the above or the word “coronavirus” in their titles. This encapsulates the three human coronaviruses and the generic name for the virus family.

Documents that did not match the Dimensions classification for journal articles were excluded to focus on the primary mechanism for disseminating coronavirus-related research. This excludes books, book chapters, and conference papers. Some of the documents classified in Dimensions as journal articles may have been news items, editorials, letters, short articles, or reviews rather than “standard” journal articles. These were retained because short-form contributions seem to play an important role in infectious disease research (Kousha & Thelwall, 2020).

The rate of increase for each subset was calculated with the percentage increase in average Mendeley readers over about 2 months: from the first date checked in April to the last date in May 2020. Although the start date could have been earlier, from March 21, 2020, there was a higher rate of increase to the end of March. April was chosen as the starting point as a conservative step, in case the end of March increase was due to a technical cause.

4. RESULTS

As captured by Dimensions, the volume of research about SARS has slowly decreased since 2011 (Figure 1), with a projected increase for 2020, given that the 2020 data contains only a quarter of a year (articles recorded in Mendeley on March 21, 2020). In contrast, the volume of research about MERS increased to 2015/16, then decreased, even allowing for the 2020 data containing only a quarter of a year.

The average readership for the three subsets of articles (excluding the COVID-19 subset) is very approximately constant, irrespective of year, for all sets, except with a substantially higher average number of readers for research published in 2020 (Figure 2). Other factors being equal, older articles should be more cited and have more readers because interest should accrue over

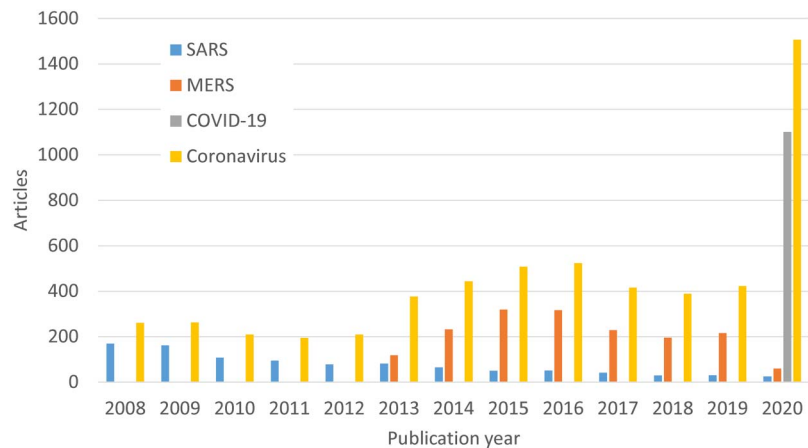


Figure 1. The number of journal articles in the four sets examined, as extracted from Dimensions and with a Mendeley record by March 21, 2020 (see Methods for descriptions).

time. Thus, the relatively static average numbers of readers per article until 2019 suggests a moderate tendency for newer articles to be more read in all three categories. In addition, articles published in 2020 attracted substantially more readers than articles published earlier. This gives a negative answer to RQ2: By mid-2020, coronavirus research from 2020 had already attracted more interest than coronavirus research from before 2020. For MERS, articles written in 2013, just after the disease was identified, tend to have attracted more readers, presumably due to their use in follow-up research.

For all four subsets, average reader counts increased between March 21 and May 30, 2020 (Figures 3–6). The rate of increase is highest for articles published in 2020 for all data sets.

The percentage increase in Mendeley readers over a 2-month period was calculated for each data set and year (Figure 7). Multiplying by 6 would give an estimated 12-month (annual) increase in Mendeley readers if the rate were constant over the year. For reference, a 17% increase over 2 months would equate to an annual increase of over 100%. For almost all

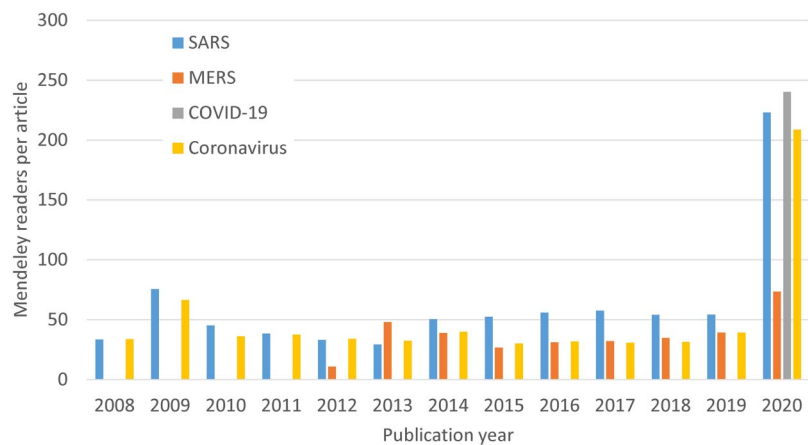


Figure 2. The average (geometric mean) number of Mendeley readers per article on May 30, 2020 for the four subsets examined, as extracted from Dimensions and with a Mendeley record by March 21, 2020 (see Methods for descriptions).

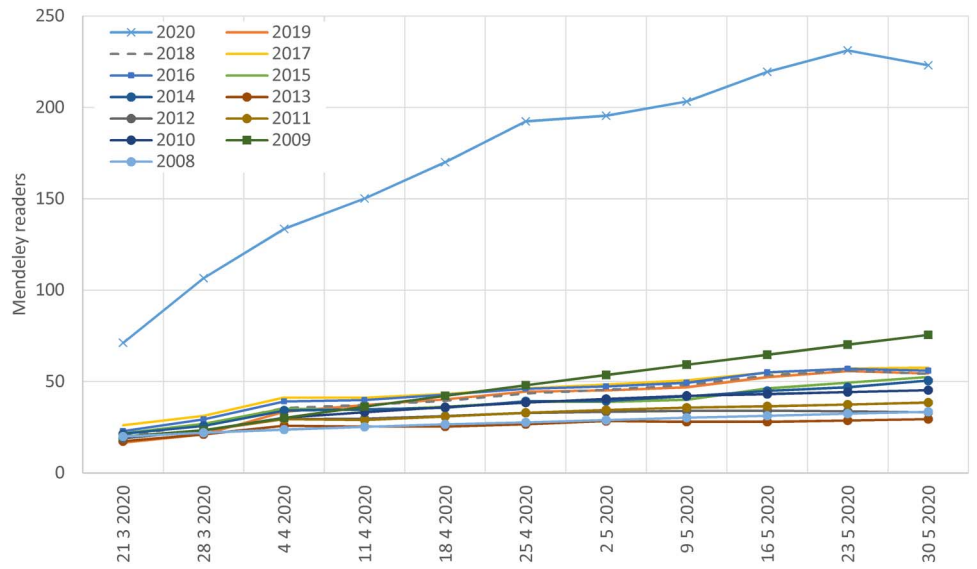


Figure 3. The weekly average (geometric mean) number of Mendeley readers per article for the SARS subset, as extracted from Dimensions and with a Mendeley record by March 21, 2020 (see Methods for description). Data for individual years are in the supplementary information.

data sets and years, the 2-month increase was above 17%, indicating an over 100% annual increase in Mendeley readers. This figure can be benchmarked against expected increases in Mendeley readers, based on prior information about the rate at which citations increase.

Citations tend to continue to accumulate in the long term, with old articles increasing their total citation counts slowly. For example, the cited half-life of the most common source, the

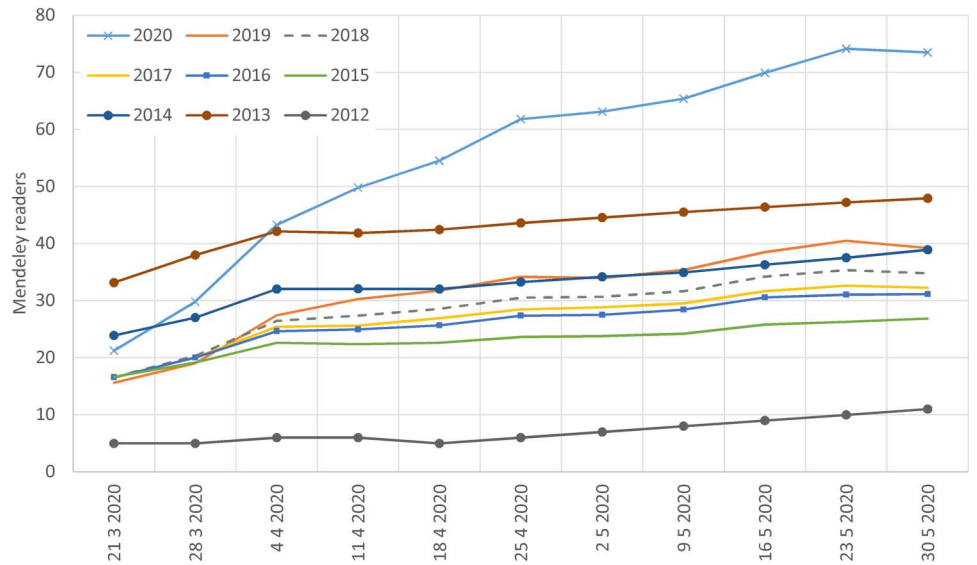


Figure 4. The weekly average (geometric mean) number of Mendeley readers per article for the MERS subset, as extracted from Dimensions and with a Mendeley record by March 21, 2020 (see Methods for description). Data for individual years are in the supplementary information.

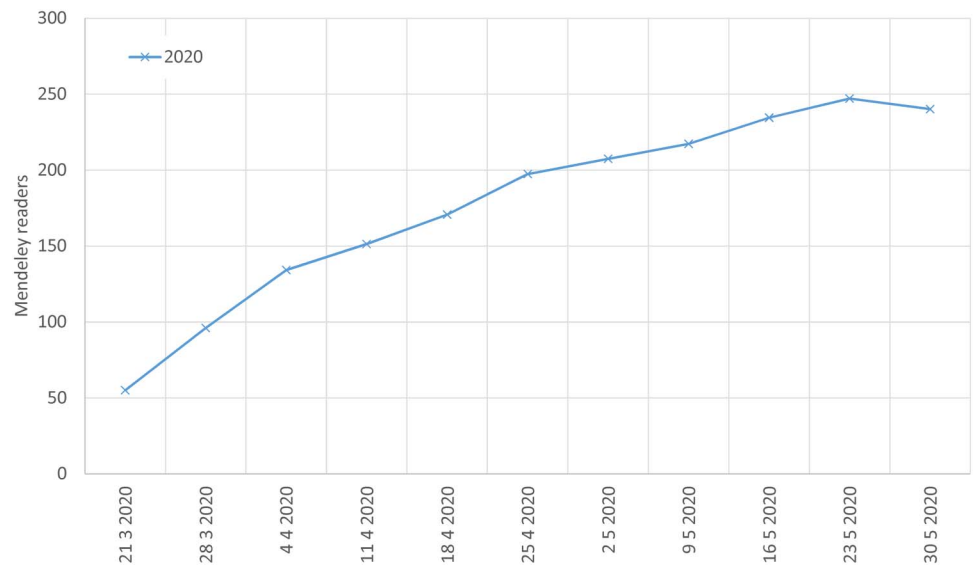


Figure 5. The weekly average (geometric mean) number of Mendeley readers per article for the COVID-19 subset, as extracted from Dimensions and with a Mendeley record by March 21, 2020 (see Methods for description).

Journal of Virology, was 10.9 for 2019 according to the Clarivate Journal Citation Reports (the cited half-life has increased steadily from 7.1 in 2009), so the typical virology article should have attracted half of its final citation count after 11 years. Nevertheless, in the life sciences, the *annual* number of citations that a paper attracts seems to peak after 2 years, then gradually decrease (Adams, 2005; this is an old reference, but the average age of cited biomedical literature has been approximately constant since the 1950s: Larivière, Archambault, & Gingras, 2008) and in biology

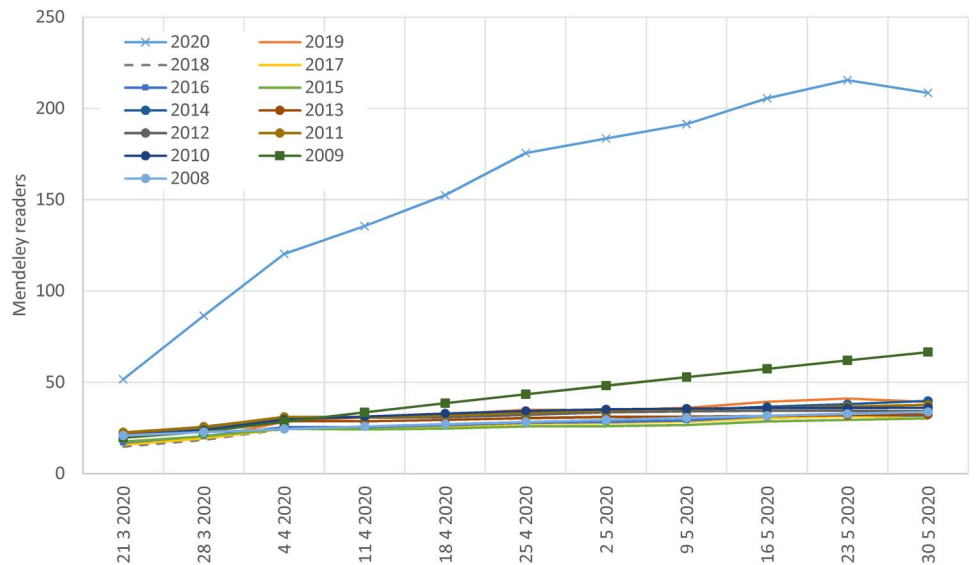


Figure 6. The weekly average (geometric mean) number of Mendeley readers per article for the Coronavirus subset, as extracted from Dimensions and with a Mendeley record by March 21, 2020 (see Methods for description). Data for individual years are in the supplementary information.

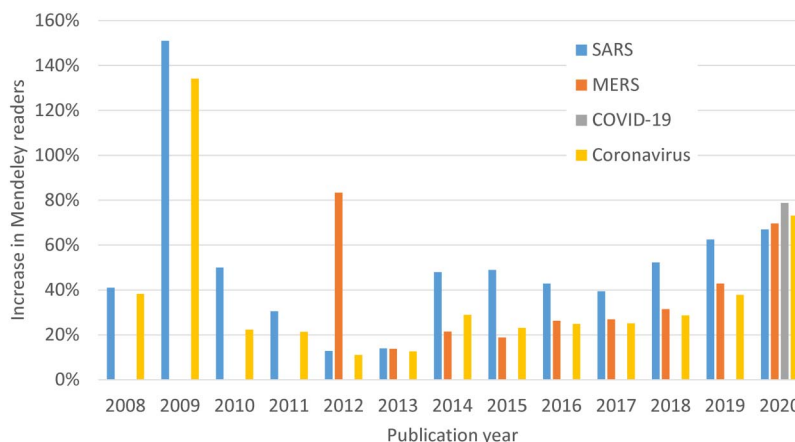


Figure 7. The percentage increase in average (geometric mean) Mendeley readers per article on May 30, 2020 compared to April 4, 2020 for the four subsets, as extracted from Dimensions and with a Mendeley record by March 21, 2020 (see Methods for descriptions).

the peak for more cited papers published in 1990 is at 4 years, with the peak for less cited papers from 1990 being at 2 years (Parolo, Pan, et al., 2015), consistent with an overall average of 3 years to the citation peak. Thus, after 3 years, the annual percentage increase in total citations should be substantially below 100% (because the total number of citations could only double in years before the year with the highest annual increase). Similarly, after 4 years the annual percentage increase in total citations should be below 50% (because the previous 2 years would have had higher annual increases in citations). As Mendeley readers accumulate a year earlier than citations (Maflahi & Thelwall, 2018; Thelwall, 2017a), the annual Mendeley reader count percentage increases should be substantially below 100% after 2 years and below 50% after 3 years. Thus, SARS, MERS, and coronavirus research for every year from 2008 to 2017 has attracted an abnormally large increase in academic attention during April and May 2020, giving a positive answer to RQ1. This is especially the case for SARS research. It is to be expected that the rate of increase is highest for the newest articles, with two anomalous exceptions (2009 and MERS in 2012—only one paper).

The reason for the high readership counts for SARS papers from 2020, compared to SARS papers from previous years (Figure 3) can be deduced by reading their titles (Appendix, Table A1). The top 17 SARS papers from 2020 also mentioned COVID-19 in their titles. Thus, the high readership rate for 2020 is probably due to SARS being mentioned in the context of its implications for COVID-19.

The reason for the high readership counts for MERS papers from 2020, compared to SARS papers from previous years (Figure 4) can also be deduced by reading their titles (Appendix, Table A2). For MERS, most articles mentioning COVID-19 (including its earlier names) have more readers than most articles not mentioning it in its title, with some exceptions. Thus, again the high readership rate for MERS is partly due to research using it to illuminate COVID-19 properties, usually by comparisons or in the form of learning lessons from it. There are four exceptions in terms of highly read articles that do not mention COVID-19. Three are about treatments for MERS that mention the antiviral medication remdesivir, which has also been suggested elsewhere as a potential treatment for COVID-19. A review of MERS research is also widely read (604 readers). Only three papers mentioning COVID-19 (299, 222, 35 readers) are not in the top 22. One is a short editorial and the other two are short letters.

5. DISCUSSION

The main limitation of this study is its restriction to articles mentioning the diseases in their titles. Articles could be primarily about coronaviruses without including their names in the titles if they use an uncommon or early name variant. A second limitation is the use of Mendeley reader counts as a source of academic impact evidence. Mendeley may be less used in China and this could skew the results away from studies that were more read in China. Also, its use as an academic impact source may be misleading if users employ it for nonacademic purposes (such as personal safety) during the pandemic. The use of a 2-month period to assess changes is also a restriction, as the rate of increase of readers might speed or slow in the rest of 2020. It is also possible that changes in the uptake of Mendeley since 2009 have influenced the comparisons of readership counts between years, but it seems unlikely that such changes would be enough to affect the conclusions drawn.

The results show, apparently for the first time, that older SARS and MERS research has generated substantial new attention in April–May 2020, which is almost certainly due to new COVID-19 research. Nevertheless, SARS and MERS research from before 2020 has had far less academic impact, at least as reflected by Mendeley reader counts, than articles from 2020 that have reviewed or situated prior SARS and MERS research in the context of COVID-19. This issue does not seem to have been investigated for other groups of related diseases. Thus, while studies of SARS and MERS have informed COVID-19 research, this has occurred disproportionately through new articles that have explicitly made connections with COVID-19 or that have translated SARS and MERS research into implications for COVID-19. This underlines the value of this type of translating research.

Although the scholarly impact of pre-COVID-19 coronavirus research has apparently increased due to COVID-19, this increase is relatively small, given the huge number of COVID-19 publications in 2020 (by March 21; see Figure 1). The reason for this is unclear. The analysis above suggests that the value of pre-COVID-19 coronavirus research is partly channeled through articles translating it for COVID-19. It is also possible that early COVID-19 articles have sufficiently drawn upon earlier coronavirus research and moved forward with new COVID-19 findings, rendering some earlier studies no longer relevant for COVID-19. Short-form COVID-19 articles (e.g., letters, editorials, news reports in journals) may also deliberately focus on COVID-19 research to convey a succinct and clear message to a general audience.

6. CONCLUSIONS

The results confirm that older SARS and MERS research is proving useful for COVID-19 scholarship, confirming expectations. The Mendeley readership evidence also suggests that research interpreting SARS and MERS studies for COVID-19 performs a particularly useful role in academia. It is more read, on average, than the earlier primary studies that underpin it. This also suggests that the academic impact of pre-COVID-19 coronavirus research is underestimated by Mendeley reader counts because publishing scholars seem to prefer to read the interpreting articles rather than the original papers.

A practical suggestion from the findings is that, in future, when new diseases emerge that are variants of known diseases, researchers may need to prioritize publishing reviews of prior research and interpreting it in the context of the new disease. These reviews may save valuable time by reducing the need for academics and clinicians to rely on the source material to identify likely properties of the new disease. While this has happened for COVID-19, it may be useful to ensure that this is recognized an important stage that should not be forgotten. Such reviews should be careful to draw out all the value of earlier research given the possibility that researchers will focus on papers about the new disease, with relevant earlier studies being relatively less read.

COMPETING INTERESTS

The author has no competing interests.

FUNDING INFORMATION

This research was not funded.

DATA AVAILABILITY

The processed data used to produce the graphs are available in the supplementary material (<https://doi.org/10.6084/m9.figshare.12442616>).

REFERENCES

- Adams, J. (2005). Early citation counts correlate with accumulated impact. *Scientometrics*, 63(3), 567–581. **DOI:** <https://doi.org/10.1007/s11192-005-0228-9>
- Chahrour, M., Assi, S., Bejjani, M., Nasrallah, A. A., Salhab, H., Fares, M., & Khachfe, H. H. (2020). A bibliometric analysis of Covid-19 research activity: A call for increased output. *Cureus*, 12(3). **DOI:** <https://doi.org/10.7759/cureus.7357>, **PMID:** 32328369, **PMCID:** PMC7174863
- Colavizza, G., Costas, R., Traag, V. A., Van Eck, N. J., Van Leeuwen, T., & Waltman, L. (2020). A scientometric overview of COVID-19. *BioRxiv*. **DOI:** <https://doi.org/10.1101/2020.04.20.046144>
- Danesh, F., & GhaviDel, S. (2020). Coronavirus: Scientometrics of 50 Years of global scientific productions. *Iranian Journal of Medical Microbiology*, 14(1), 1–16. **DOI:** <https://doi.org/10.30699/ijmm.14.1.1>
- Dehghanbanadaki, H., Seif, F., Vahidi, Y., Razi, F., Hashemi, E., Khoshmirsafa, M., & Aazami, H. (2020). Bibliometric analysis of global scientific research on coronavirus (COVID-19). *Medical Journal of The Islamic Republic of Iran (MJIRI)*, 34(1), 354–362.
- Gómez-Ríos, D., López-Agudelo, V. A., & Ramírez-Malule, H. (2020). Repurposing antivirals as potential treatments for SARS-CoV-2: From SARS to COVID-19. *Journal of Applied Pharmaceutical Science*, 10(5), 1–9. **DOI:** <https://doi.org/10.7324/JAPS.2020.10501>
- Haghani, M., Bliemer, M. C., Goerlandt, F., & Li, J. (2020). The scientific literature on coronaviruses, COVID-19 and its associated safety-related research dimensions: A scientometric analysis and scoping review. *Safety Science*, 104806. **DOI:** <https://doi.org/10.1016/j.ssci.2020.104806>, **PMID:** 32382213, **PMCID:** PMC7203062
- Hamidah, I., Sriyono, S., & Hudha, M. N. (2020). A bibliometric analysis of Covid-19 research using VOSviewer. *Indonesian Journal of Science and Technology*, 5(2), 34–41.
- Hossain, M. M., (2020). Current status of global research on novel coronavirus disease (COVID-19): A bibliometric analysis and knowledge mapping [version 1; peer review: awaiting peer review]. *F1000Research*, 9, 374. **DOI:** <https://doi.org/10.12688/f1000research.23690.1>
- Hu, Y. J., Chen, M. M., Wang, Q., Zhu, Y., Wang, B., ... Hu, Y. H. (2020). *From SARS to COVID-19: A bibliometric study on emerging infectious diseases with natural language processing technologies*. <https://assets.researchsquare.com/files/rs-25354/v1/bmcarticle.pdf>. **DOI:** <https://doi.org/10.21203/rs.3.rs-25354/v1>
- Kagan, D., Moran-Gilad, J., & Fire, M. (2020). Scientometric trends for coronaviruses and other emerging viral infections. *GigaScience*, 9(8), g1aa085. **DOI:** <https://doi.org/10.1093/gigascience/g1aa085>, **PMID:** 32803225, **PMCID:** PMC7429184
- Kambhampati, S. B., Vaishya, R., & Vaish, A. (2020). Unprecedented surge in publications related to COVID-19 in the first three months of pandemic: A bibliometric analytic report. *Journal of Clinical Orthopaedics and Trauma*, 11(suppl. 3), S304–S306. **DOI:** <https://doi.org/10.1016/j.jcot.2020.04.030>, **PMID:** 32405191, **PMCID:** PMC7219418
- Kousha, K. & Thelwall, M. (2020). COVID-19 publications: Database coverage, citations, readers, tweets, news, Facebook walls, Reddit posts. *Quantitative Science Studies*, 1(3), 1068–1091. **DOI:** https://doi.org/10.1162/qss_a_00066
- Larivière, V., Archambault, É., & Gingras, Y. (2008). Long-term variations in the aging of scientific literature: From exponential growth to steady-state science (1900–2004). *Journal of the American Society for Information Science and Technology*, 59(2), 288–296. **DOI:** <https://doi.org/10.1002/asi.20744>
- Latif, S., Usman, M., Manzoor, S., Iqbal, W., Qadir, J., Tyson, G., & Crowcroft, J. (2020). *Leveraging data science to combat COVID-19: A comprehensive review*. https://www.techrxiv.org/articles/Leveraging_Data_Science_To_Combat_COVID-19_A_Comprehensive_Review/12212516/1. **DOI:** <https://doi.org/10.36227/techrxiv.12212516.v2>
- Lou, J., Tian, S. J., Niu, S. M., Kang, X. Q., Lian, H. X., ... Zhang, J. J. (2020). Coronavirus disease 2019: a bibliometric analysis and review. *European Review of Medical and Pharmacological Science*, 24(6), 3411–3421.
- Maflahi, N., & Thelwall, M. (2018). How quickly do publications get read? The evolution of Mendeley reader counts for new articles. *Journal of the Association for Information Science and Technology*, 69(1), 158–167. **DOI:** <https://doi.org/10.1002/asi.23909>
- Mohammadi, E., Thelwall, M., Haustein, S., & Larivière, V. (2015). Who reads research articles? An altmetrics analysis of Mendeley user categories. *Journal of the Association for Information Science and Technology*, 66(9), 1832–1846. **DOI:** <https://doi.org/10.1002/asi.23286>
- Mohammadi, E., Thelwall, M., & Kousha, K. (2016). Can Mendeley bookmarks reflect readership? A survey of user motivations. *Journal of the Association for Information Science and Technology*, 67(5), 1198–1209. **DOI:** <https://doi.org/10.1002/asi.23477>
- Parolo, P. D. B., Pan, R. K., Ghosh, R., Huberman, B. A., Kaski, K., & Fortunato, S. (2015). Attention decay in science. *Journal of Informetrics*, 9(4), 734–745. **DOI:** <https://doi.org/10.1016/j.joi.2015.07.006>
- Tao, Z., Zhou, S., Yao, R., Wen, K., Da, W., ... Tao, L. (2020). COVID-19 will stimulate a new coronavirus research breakthrough: A 20-year bibliometric analysis. *Annals of Translational Medicine*, 8(8), 528. **DOI:** <https://doi.org/10.21037/atm.2020.04.26>, **PMID:** 32411751, **PMCID:** PMC7214912
- Thelwall, M. (2017a). Are Mendeley reader counts high enough for research evaluations when articles are published? *Aslib Journal of*

- Information Management, 69(2), 174–183. DOI: <https://doi.org/10.1108/AJIM-01-2017-0028>
- Thelwall, M. (2017b). Are Mendeley reader counts useful impact indicators in all fields? *Scientometrics*, 113(3), 1721–1731. DOI: <https://doi.org/10.1007/s11192-017-2557-x>
- Thelwall, M. (2018). Early Mendeley readers correlate with later citation counts. *Scientometrics*, 115(3), 1231–1240. DOI: <https://doi.org/10.1007/s11192-018-2715-9>
- Thelwall, M., & Sud, P. (2016). Mendeley readership counts: An investigation of temporal and disciplinary differences. *Journal of the Association for Information Science and Technology*, 67(12), 3036–3050. DOI: <https://doi.org/10.1002/asi.23559>
- Torres-Salinas, D. (2020). Ritmo de crecimiento diario de la producción científica sobre Covid-19. Análisis en bases de datos y repositorios en acceso abierto. *El Profesional de la Información*, 29(2), e290215. DOI: <https://doi.org/10.3145/epi.2020.mar.15>
- Zahedi, Z., Costas, R., & Wouters, P. (2014). How well developed are altmetrics? A cross-disciplinary analysis of the presence of “alternative metrics” in scientific publications. *Scientometrics*, 101(2), 1491–1513. DOI: <https://doi.org/10.1007/s11192-014-1264-0>
- Zahedi, Z., Hausteijn, S., & Bowman, T. (2014). Exploring data quality and retrieval strategies for Mendeley reader counts. In *SIG/MET Workshop, ASIS&T 2014 Annual Meeting*, Seattle. <http://www.asis.org/SIG/SIGMET/data/uploads/sigmet2014/zahedi.pdf>
- Zhang, L., Zhao, W. J., Sun, B. B., Huang, Y., & Glänzel, W. (2020). How scientific research reacts to international public health emergencies: A global analysis of response patterns. *Scientometrics*, 124, 747–773. DOI: <https://doi.org/10.1007/s11192-020-03531-4>

APPENDIX

Table A1. The 25 SARS papers published in 2020 and found by Dimensions by March 21, 2020. Mendeley reader counts are from May 30, 2020

Title*	Readers
Receptor recognition by the novel coronavirus from Wuhan : an analysis based on decade-long structural studies of SARS coronavirus .	2235
Immune responses in COVID-19 and potential vaccines: Lessons learned from SARS and MERS epidemic.	1555
The reproductive number of COVID-19 is higher compared to SARS coronavirus	1493
Potent binding of 2019 novel coronavirus spike protein by a SARS coronavirus-specific human monoclonal antibody	1007
The deadly coronaviruses: The 2003 SARS pandemic and the 2020 novel coronavirus epidemic in China	897
A systematic review of lopinavir therapy for SARS coronavirus and MERS coronavirus -A possible reference for coronavirus disease-19 treatment option	750
From SARS to COVID-19 : A previously unknown SARS-CoV-2 virus of pandemic potential infecting humans - Call for a One Health approach	715
Coronavirus covid-19 has killed more people than SARS and MERS combined, despite lower case fatality rate	579
Does SARS-CoV-2 has a longer incubation period than SARS and MERS ?	539
Potential factors influencing repeated SARS outbreaks in China	478
Radiology perspective of coronavirus disease 2019 (COVID-19): Lessons from Severe Acute Respiratory Syndrome and Middle East Respiratory Syndrome .	476
SARS to novel coronavirus - old lessons and new lessons	473
Structural, glycosylation and antigenic variation between 2019 novel coronavirus (2019-nCoV) and SARS coronavirus (SARS-CoV)	449
Emerging threats from zoonotic coronaviruses-from SARS and MERS to 2019-nCoV	423
COVID-19 : Lessons from SARS and MERS	407
From SARS and MERS CoVs to SARS-CoV-2 : Moving toward more biased codon usage in viral structural and nonstructural genes	376
China’s response to a novel coronavirus stands in stark contrast to the 2002 SARS outbreak response	366

Table A1. (continued)

Title*	Readers
Gold nanoparticle-adjuvanted S protein induces a strong antigen-specific IgG response against severe acute respiratory syndrome-related coronavirus infection, but fails to induce protective antibodies and limit eosinophilic infiltration in lungs	340
Deja vu or jamais vu? How the Severe Acute Respiratory Syndrome experience influenced a Singapore radiology department's response to the coronavirus disease (COVID-19) Epidemic.	333
Inactivation of three emerging viruses - severe acute respiratory syndrome coronavirus, Crimean-Congo haemorrhagic fever virus and Nipah virus - in platelet concentrates by ultraviolet C light and in plasma by methylene blue plus visible light	324
Identification of potential cross-protective epitope between 2019-nCoV and SARS virus	277
A high ATP concentration enhances the cooperative translocation of the SARS coronavirus helicase nsP13 in the unwinding of duplex RNA	236
Aerosol and surface stability of HCoV-19 (SARS-CoV-2) compared to SARS-CoV-1	171
Long-term bone and lung consequences associated with hospital-acquired severe acute respiratory syndrome: a 15-year follow-up from a prospective cohort study	84
Evaluation of an octahydroisochromene scaffold used as a novel SARS 3CL protease inhibitor	37

* References to COVID-19 are in bold. Readers are bold when there is no reference to COVID-19. Red titles are unrelated to COVID-19. SARS references are blue.

Table A2. The 60 MERS papers published in 2020 and found by Dimensions by March 21, 2020. Mendeley reader counts are from May 30, 2020

Title*	Readers
Immune responses in COVID-19 and potential vaccines: Lessons learned from SARS and MERS epidemic.	1555
The SARS, MERS and novel coronavirus (COVID-19) epidemics, the newest and biggest global health threats: what lessons have we learned?	967
Potential maternal and infant outcomes from coronavirus 2019-nCoV (SARS-CoV-2) infecting pregnant women: lessons from SARS, MERS, and other human coronavirus infections	863
Overlapping and discrete aspects of the pathology and pathogenesis of the emerging human pathogenic coronaviruses SARS-CoV, MERS-CoV, and 2019-nCoV	776
Comparative therapeutic efficacy of remdesivir and combination lopinavir, ritonavir, and interferon beta against MERS-CoV	754
A systematic review of lopinavir therapy for SARS coronavirus and MERS coronavirus-A possible reference for coronavirus disease-19 treatment option	750
Prophylactic and therapeutic remdesivir (GS-5734) treatment in the rhesus macaque model of MERS-CoV infection	747
The antiviral compound remdesivir potently inhibits RNA-dependent RNA polymerase from Middle East respiratory syndrome coronavirus	714
Focus on Middle East respiratory syndrome coronavirus (MERS-CoV)	604
Coronavirus covid-19 has killed more people than SARS and MERS combined, despite lower case fatality rate	579
Novel coronavirus 2019-nCoV: prevalence, biological and clinical characteristics comparison with SARS-CoV and MERS-CoV.	568

Table A2. (continued)

Title*	Readers
Does SARS-CoV-2 has a longer incubation period than SARS and MERS ?	539
Asymptomatic coronavirus infection: MERS-CoV and SARS-CoV-2 (COVID-19)	490
Three emerging coronaviruses in two decades the story of SARS, MERS , and now COVID-19	479
Radiology perspective of coronavirus disease 2019 (COVID-19): Lessons from Severe Acute Respiratory Syndrome and Middle East Respiratory Syndrome .	476
Emerging threats from zoonotic coronaviruses-from SARS and MERS to 2019-nCoV	423
COVID-19 in the Shadows of MERS-CoV in the Kingdom of Saudi Arabia	422
COVID-19 : Lessons from SARS and MERS	407
From SARS and MERS CoVs to SARS-CoV-2 : Moving toward more biased codon usage in viral structural and nonstructural genes	376
MERS-CoV infection among healthcare workers and risk factors for death: Retrospective analysis of all laboratory-confirmed cases reported to WHO from 2012 to 2 June 2018	366
Diagnosis of SARS-CoV-2 infection based on CT scan vs. RT-PCR: Reflecting on experience from MERS-CoV	365
SARS-CoV, MERS-CoV and now the 2019-novel CoV : Have we investigated enough about coronaviruses? - A bibliometric analysis	362
Characterization of novel monoclonal antibodies against MERS -coronavirus spike protein	342
Effect of isolation practice on the transmission of Middle East respiratory syndrome coronavirus among hemodialysis patients: A 2-year prospective cohort study.	305
Effectiveness for the Response to COVID-19 : The MERS Outbreak Containment Procedures	299
A realistic two-strain model for MERS-CoV infection uncovers the high risk for epidemic propagation	256
Influence of trust on two different risk perceptions as an affective and cognitive dimension during Middle East respiratory syndrome coronavirus (MERS-CoV) outbreak in South Korea: serial cross-sectional surveys	237
Middle East Respiratory Syndrome-Corona Virus (MERS-CoV) associated stress among medical students at a university teaching hospital in Saudi Arabia	224
Origins of MERS-CoV , and lessons for 2019-nCoV	222
Small molecule inhibitors of Middle East respiratory syndrome coronavirus fusion by targeting cavities on heptad repeat trimers.	218
Syndromic surveillance system for MERS-CoV as new early warning and identification approach	211
Cross-sectional prevalence study of MERS-CoV in local and imported dromedary camels in Saudi Arabia, 2016–2018	203
Decoupling deISGylating and deubiquitinating activities of the MERS virus papain-like protease	149
Topological dynamics of the 2015 South Korea MERS-CoV spread-on-contact networks	142
Treatment of Middle East respiratory syndrome with a combination of lopinavir/ritonavir and interferon- β (MIRACLE trial): statistical analysis plan for a recursive two-stage group sequential randomized controlled trial	139
Middle East Respiratory Syndrome Coronavirus (MERS-CoV) - surveillance and testing in North England from 2012 to 2019	119

Table A2. (continued)

Title*	Readers
MERS-CoV infection is associated with downregulation of genes encoding Th1 and Th2 cytokines/chemokines and elevated inflammatory innate immune response in the lower respiratory tract	102
Climate factors and incidence of Middle East respiratory syndrome coronavirus	101
Seroprevalence of MERS-CoV in healthy adults in western Saudi Arabia, 2011–2016	97
Ribavirin and interferon therapy for critically ill patients with Middle East respiratory syndrome: a multicenter observational study	96
The risk factors associated with MERS-CoV patient fatality: A global survey	83
Polymorphisms in dipeptidyl peptidase 4 reduce host cell entry of Middle East respiratory syndrome coronavirus	82
Burden of Middle East respiratory syndrome coronavirus infection in Saudi Arabia	74
Pediatric Middle East Respiratory Syndrome Coronavirus (MERS-CoV) Infection - UAE	70
Effect of information disclosure policy on control of infectious disease: MERS-CoV Outbreak in South Korea	67
Seroprevalence of Middle East Respiratory Syndrome Corona Virus in dromedaries and their traders in upper Egypt.	59
Demographic variations of MERS-CoV infection among suspected and confirmed cases: an epidemiological analysis of laboratory-based data from riadh regional laboratory	57
Characterization of the immune response of MERS-CoV vaccine candidates derived from two different vectors in mice	57
Middle East respiratory syndrome coronavirus antibodies in bactrian and hybrid camels from Dubai.	55
Infection prevention measures for surgical procedures during a Middle East Respiratory Syndrome outbreak in a tertiary care hospital in South Korea	51
Narrative review of Middle East respiratory syndrome coronavirus (MERS-CoV) infection: updates and implications for practice.	48
Genetic diversity of MERS-CoV spike protein gene in Saudi Arabia	47
Spatial association between primary Middle East respiratory syndrome coronavirus infection and exposure to dromedary camels in Saudi Arabia	47
Knowledge and attitudes towards Middle East respiratory syndrome-coronavirus (MERS-CoV) among health care workers in south-western Saudi Arabia.	46
Ultra-rapid real-time RT-PCR method for detecting Middle East Respiratory Syndrome coronavirus using a mobile PCR device, PCR1100	39
Clinical characteristics of two human to human transmitted coronaviruses: Corona virus disease 2019 versus Middle East Respiratory Syndrome coronavirus.	35
Confronting the persisting threat of the Middle East respiratory syndrome to global health security	35
One Health-based control strategies for MERS-CoV	15
When the illiberal and the neoliberal meet around infectious diseases: an examination of the MERS response in South Korea	14
MERS-CoV infection is associated with downregulation of genes encoding Th1 and Th2 cytokines/chemokines and elevated inflammatory innate immune response in the lower respiratory tract	8

* References to COVID-19 are in bold. Readers are bold when there is no reference to COVID-19. Red titles are unrelated to COVID-19. MERS references are blue.